




QI-50-I | QI-300-I



Visit the product page  
for news, updates and downloads



QI-50-I



QI-300-I

**CONTENTS**

Product overview .....	3
Technical specifications .....	4
Electrical characteristics .....	4
General data .....	4
Order codes .....	5
Connection and installation .....	6
Available measurements .....	7
Measurement configuration .....	7



## SAFETY WARNINGS AND CAUTIONS

The following warnings and cautions must be observed to ensure personal safety and prevent damage.



**Death** or **serious injury** may result from failure to heed this warning.



It is necessary to comply with national regulations when installing and picking materials for power lines.



**Material damage** or **serious personal injury** may result from failure to heed this warning.



Repairs and modifications must be carried out only by the manufacturer. It is forbidden to open the case and make any changes to the device. Tampering with the device will invalidate the warranty.



The manufacturer **declines all responsibility** for electrical safety in the event of improper use of the equipment.



It is essential to read the entire contents of this manual before carrying out any work.



The product described in this document may only be used for the specified application. The maximum performance data and environmental conditions specified in the product data sheet must be observed. Proper transport and storage, as well as professional assembly, installation, handling and maintenance are required for the correct and safe operation of the device.



Before commissioning, make sure that:

- the maximum values for all connections are not exceeded; refer to the product data sheet;
- the connection cables are not damaged or live during wiring;
- the direction of current flow and phase rotation are correct.

Use under ambient conditions other than those specified, application of signals or voltages other than those specified, may cause significant deviations from the specified measurement tolerances, which may be irreversible.

During installation, ensure that a switch or circuit-breaker is near the product and easily accessible.



Although the contents of this document have been checked for accuracy, it may contain errors or inconsistencies and we cannot guarantee its completeness or accuracy.

The unit must be uninstalled if safe operation can no longer be guaranteed (e.g. visible damage). Disconnect all connections in this case. The unit should be returned to the manufacturer or to an authorised service centre for repair.



This document is subject to periodic revision and updating. QEED reserves the right to make changes to the product and/or its technical documentation at any time in the interests of continuous quality improvement. Always consult the latest version of the documentation available on the website:



**WARNING:** High-intensity magnetic fields may alter the values measured by the transformer. Avoid installation near: permanent magnets, electromagnets, or iron masses. If irregularities are detected, reposition or move the unit to a more suitable location.

[www.qeed.it](http://www.qeed.it)

If you find any errors or missing information in this document, please notify us by e-mail to:

[technical@qeed.it](mailto:technical@qeed.it)



Failure to observe the warnings may result in damage to the equipment or failure to operate as intended.



Disposal of waste electrical and electronic equipment (applicable in the European Union and other countries with separate collection). The symbol on the product or its packaging indicates that the product should not be treated as household waste. Instead, it will be handed over to an authorised collection point for the recycling of electrical and electronic waste. Ensuring that the product is disposed of properly will prevent potential negative effects on the environment and human health, which could otherwise be caused by inappropriate waste management of the product. Recycling materials helps to conserve natural resources. For further information, please contact your local authority, waste disposal service or the retailer from whom you purchased the product.



Please note that the information on the nameplate must be observed.



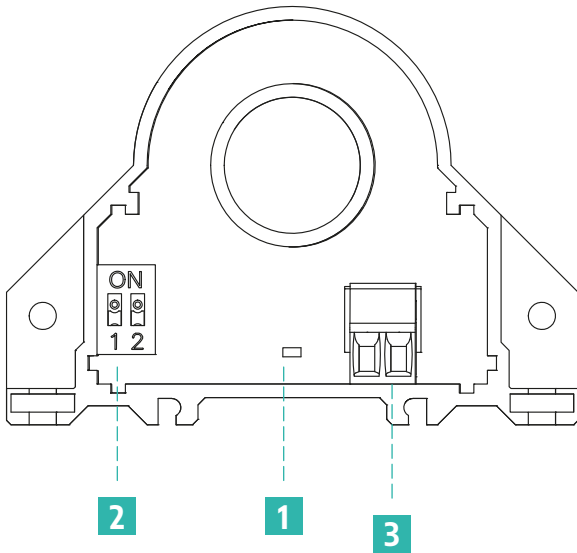


## PRODUCT OVERVIEW

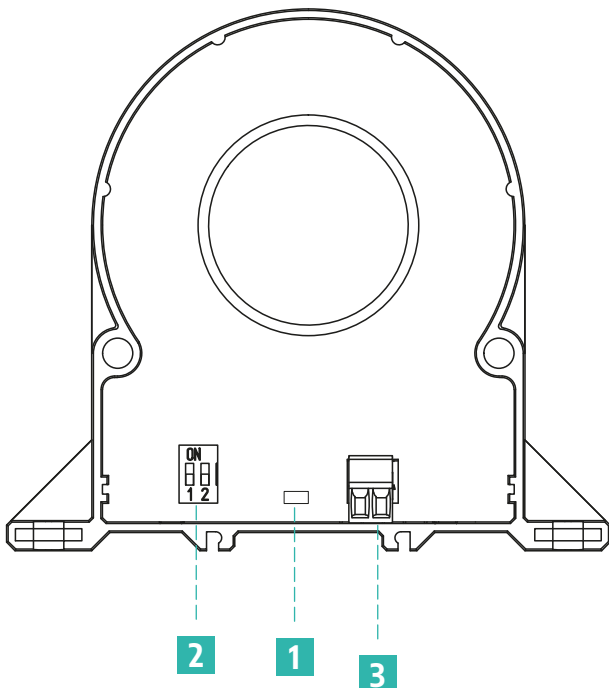
The QI-50-I and QI-300-I are DC and AC transformers in sizes 50A and 300A, galvanically isolated from the measurement circuit. They are similar in function and appearance to a standard active CT, but are capable of measuring both the DC component and the TRMS AC component.

They are powered by a 4-20mA current loop and therefore do not require a direct power supply.

Mounting accessories supplied as standard for DIN rail mounting.



- 1** Status LED  
OFF: product not powered  
STEADY YELLOW: product powered
- 2** DIP switch for  
Measurement range  
Input measurement type (RMS/DC)
- 3** 4...20mA Terminal





## TECHNICAL SPECIFICATIONS

### Electrical characteristics

	QI-50-I	QI-300-I
Power supply	Loop powered, from 11 to 30V <sub>DC</sub> , self protected against reverse polarity and overtemperature	
Current consumption	3,5mA max	
Measurable AC/DC current range	0-50A	0-300A
4...20mA analogue output range (values that can be set via DIP-switch)	50A RMS, ±50A DC, 25A RMS, ±25A DC	300A RMS, ±300A DC, 150A RMS, ±150A DC
Measurement type	TRMS(AC)/DC	
Accuracy class @25°C, 50Hz, PF = 1	<0,5% F.S.	
Measurement Hysteresis	0,15% F.S.	0,2% F.S.
Crest factor	2	1,4
Response delay	1000 ms on analogue output	
Passband (-3dB)	DC or 20÷2000Hz	
Isolation	3kV on bare cable	
Overload	300A continuous, 2kA impulsive	
Output	4÷20 mA	

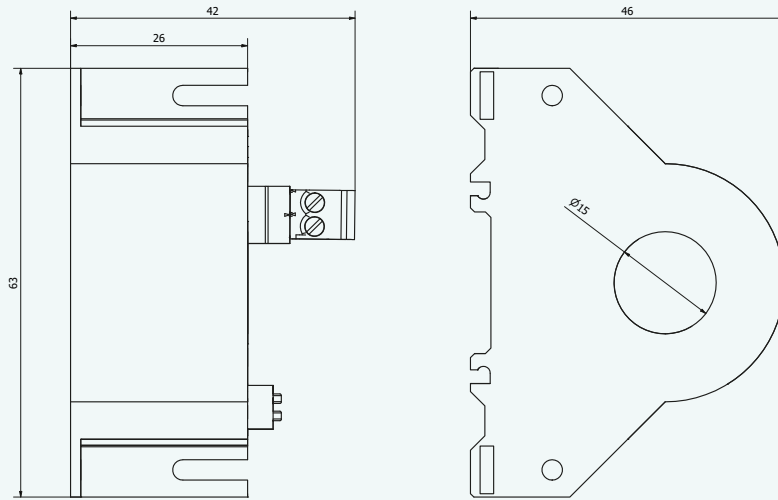
### General data

Working temperature	-15÷60° C
Storage temperature	-40÷85° C
Relative humidity	10÷90% not condensing
Elevation	Up to 2000m a.s.l.
Temperature coefficient	< 200ppm/°C
Protection degree	IP20

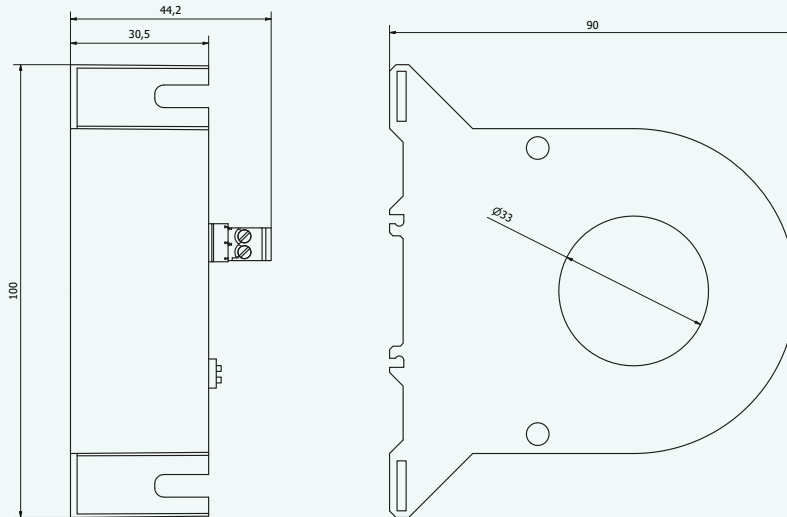


Measurements

QI-50-I 42x63x46 mm



QI-300-I 44x100x90 mm



Weight

QI-50-I 72 g  
QI-300-I 370 g

Terminal cable cross-section

0.05÷1.5 mm<sup>2</sup> (30÷14 AWG)

Approvals and certifications

EN61010-1/2001;  
EN55022:2010-12;  
EN55024:2010-11



Installation

Inside electrical panels and mounted on a DIN rail with attachment clips provided

Order codes

50A version	QI-50-I
300A version	QI-300-I
Attachment clips (50A Version)	90000009
Attachment clips (300A Version)	900000012

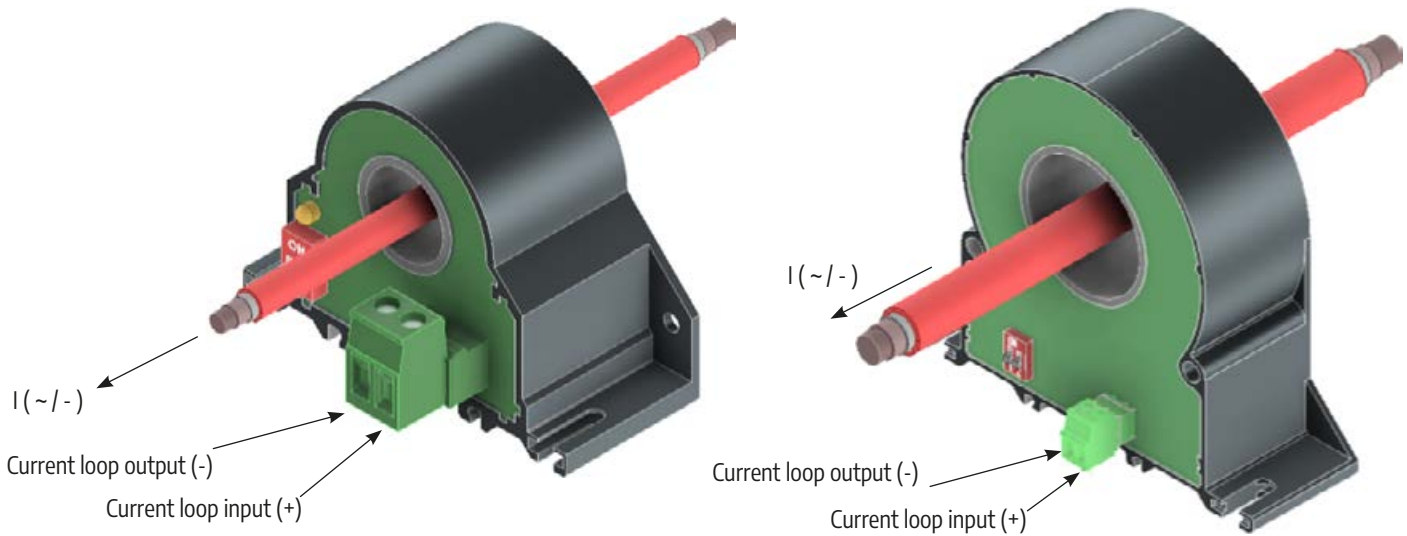


## CONNECTION AND INSTALLATION

The instrument is designed to be installed inside electrical panels and mounted in four different ways (DIN rail or panel mounting, vertical or horizontal). All connection terminals are shown on the pad print on the product and correspond to the figure below:



The system installation is as in the following image:



The conductor must be positioned as close to the product centre as possible to ensure correct current measurement. The incoming direction of the current is represented by the nomenclature P1 and, where present, by the arrow pad-printed on the product.

**WARNING:** strong magnetic fields can alter the values measured by the instrument. Avoid installation near permanent magnets, electromagnets or ferrous masses that can significantly alter the magnetic field. In the event of anomalies, we recommend reorienting the instrument or moving it to a more suitable location.



**AVAILABLE MEASUREMENTS**

Depending on the product setting, both QI-50-I and QI-300-I can be used for both AC and DC, with the ability to vary the measurement range for greater accuracy.

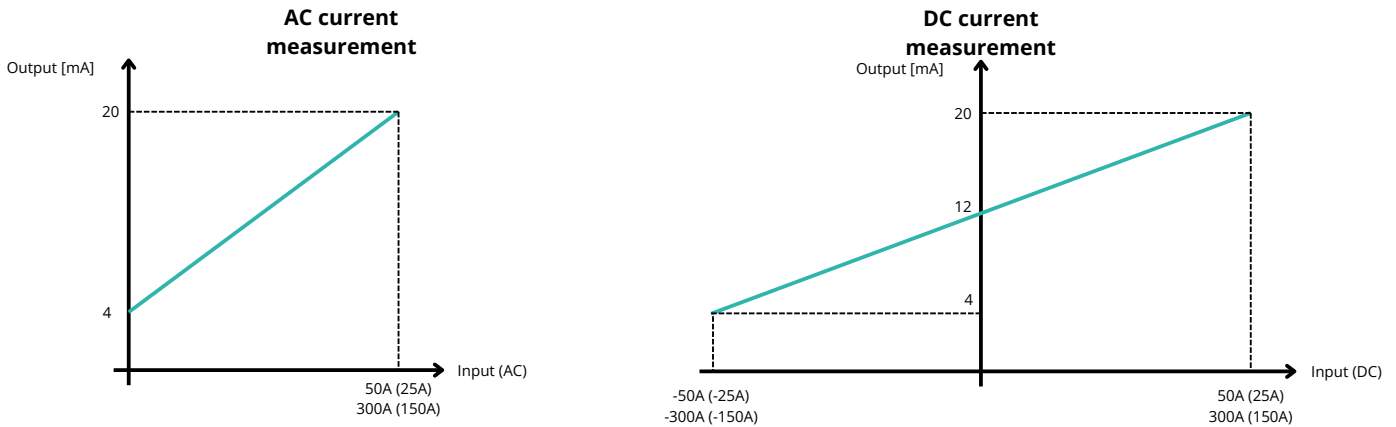


Figure 1: AC or DC measurement

**MEASUREMENT CONFIGURATION**

By means of DIP switches 1 and 2, a different measuring range and type can be set according to the table below:

Product	Description	DIP 1	DIP 2
QI-50-I	50A AC/DC	0	
	25A AC/DC	1	
QI-300-I	300A AC/DC	0	
	150A AC/DC	1	
QI-50-I	TRMS		0
QI-300-I	DC*		1

\* AC measurement would give an average value equal to 0A therefore the analogue output would be fixed to 12mA.

**PLEASE NOTE:** to make active all changes via DIP-switch, it is necessary to remove and restore power to the device.



**D.E.M. SpA**

Zona Ind. Villanova 20  
32013 Longarone (BL)  
ITALIA

[www.dem-it.com](http://www.dem-it.com)  
[www.qeed.it](http://www.qeed.it)

As standards, specifications, and design change from time to time, please ask for confirmation of the information given in this publication.